



Om Vento

I over 20 år har Vento Nordic importeret produkter til den danske pejsebranche. Med en brændende passion for design og funktion har vi bidraget til løsninger indenfor "hygge" varme.

Vi fremstår i dag som totalleverandør af pejse, skorstene og tilbehør.

Vi følger med tiden og dyrker de nære og langvarige relationer med både kunder og leverandører til begges fordel. Vi dyrker det enkle, minimalistiske design med respekt for sikkerheden. I tråd med de nordiske værdier.

Vi ønsker også i fremtiden at levere kvalitet og stilrene løsninger til samarbejdspartnere og kunder.

Kontakt

Vento Nordic A/S
Over Hadstenvej 56-58
8370 Hadsten
+45 87 73 60 70
CVR: 27 31 77 23
mail@vento.dk

Åbningstider

Telefontider

Mandag - torsdag: 8.30 - 16.00

Fredag: 8.30 - 14.00

Vareudlevering

Mandag - torsdag: 8.00 - 15.30

Fredag: 8.00 - 14.00

Indholdsfortegnelse



	side		side
Powervent	4	DRU Front fires	
		MAESTRO 60 LED light	19
		MAESTRO 60 Tall RCH Front model	19
		MAESTRO 60 Tall RCH Front model - LED	19
Virtuo Elektriske pejse	5	MAESTRO 75	20
VIRTUO 3-sidet	5	MAESTRO 75 LED light	20
VIRTUO 2-sidet	5	MAESTRO 75 TALL	20
VIRTUO Front	5	MAESTRO 75 TALL LED light	20
		MAESTRO 100	21
Indledning	6	METRO 80XT	21
		METRO 100XT	22
DRU 3-Sided fires XTU		METRO 130XT	22
MAESTRO 75XTU	8	METRO 150XT	22
MAESTRO 75XTU LED light	8	METRO 200XT	22
METRO 100XTU	8	COSMO	22
DRU 3-Sided fires		DRU Tunnel fires	
MAESTRO 60/3	9	MAESTRO 75 TUNNEL	23
MAESTRO 60/3 LED light	9	MAESTRO 75 TUNNEL LED light	23
MAESTRO 60/3 Tall	9		
MAESTRO 60/3Tall LED light	9	MAESTRO 75 TALL TUNNEL	23
MAESTRO 80/3	9	MAESTRO 75 TALL TUNNEL LED light	23
MAESTRO 80/3 LED light	10		
MAESTRO 105/3	10	METRO 80XT TUNNEL	23
MAESTRO 105/3-01 LED	10	METRO 100XT TUNNEL	24
METRO 100XT/3	11	METRO 130XT TUNNEL	24
METRO 130XT/3	11	METRO 150XT TUNNEL	24
LUGO 70/3	11	METRO 200XT TUNNEL	24
LUGO 80/3	11	COSMO TUNNEL	24
DRU 3-Sided fires XTL		DRU Freestanding fires	
METRO 100XTL Right	12	PASSO	25
METRO 100XTL Left	12	CIRCO	25
METRO 130XTL Right	12	POLO	25
METRO 130XTL Left	13	TRIO	25
		DIABLO	25
DRU 2-sided fires		MAESTRO 60/3 MODULE	26
MAESTRO 60/2 Right	13	MAESTRO 60/3 MODULE LED light	26
MAESTRO 60/2 LED light Right	13		
MAESTRO 60/2 LED light Left	14		
MAESTRO 60/2 Tall	14		
MAESTRO 60/2 Tall LED	14		
MAESTRO 80/2 Right	15		
MAESTRO 80/2 Left	15		
MAESTRO 80/2 LED light Right	15		
MAESTRO 80/2 LED light Left	15		
MAESTRO 105/2 Right	16		
MAESTRO 105/2 Left	16		
MAESTRO 105/02-01 LED	16		
METRO 100XT/2 Right	17		
METRO 100XT/2 Left	17		
METRO 130XT/2 Right	17		
METRO 130XT/2 Left	17		
LUGO 70/2 Right	18		
LUGO 70/2 Left	18		
LUGO 80/2 Right	18		
LUGO 80/2 Left	18		
		GLOBAL front fires uden balanceret aftræk	
		GLOBAL 55XT CF	28
		GLOBAL 70XT CF	28
		GLOBAL front fires med balanceret aftræk	
		GLOBAL 55XT BF	29
		GLOBAL 60XT BF	29
		GLOBAL 70XT BF	29
		GLOBAL 100 BF	29
		GLOBAL 120 BF	29
		GLOBAL 3-Sided fires	
		GLOBAL 60 TRIPLE BF	30
		GLOBAL 100 TRIPLE BF	30
		GLOBAL 120 TRIPLE BF	30
		GLOBAL 2-Sided fires	
		GLOBAL 60 CORNER BF	30
		GLOBAL 100 CORNER BF	31
		GLOBAL 120 CORNER BF	31
		Tilbehør	
		Remote control, APP, Control hatch	32
		Luxury elements	
		Lux-urious design	32
		SST Rustfrie rør - Ø150/100	33
		SST Rustfrie rør - Ø200/130	33
		Flexrør til split aftræk Ø100 mm	34
		Inddækninger	34
		Diverse til loftgennemføring mv.	34

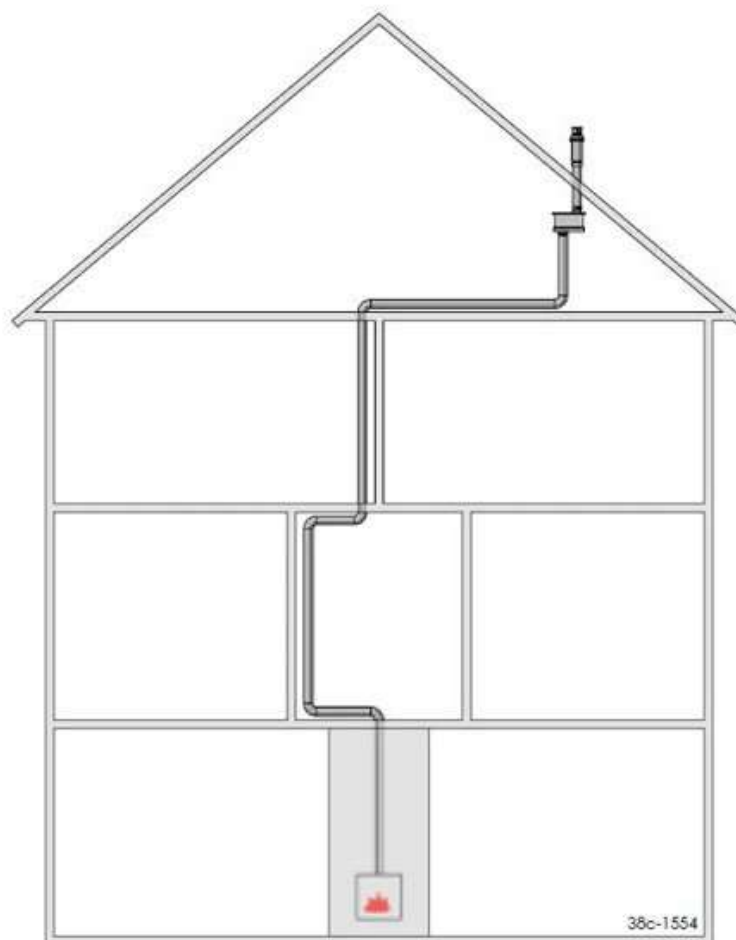


DRU gaspejse monteres normalt med balanceret aftræk. Er det vanskeligt at få plads til et traditionelt balanceret aftræk, er der også mulighed for at benytte Powervent aftræks-systemet.

Her sørger en elmotor for, at aftræksrørene kan føres i en meget lille diameter (Ø100). Aftrækket kan være op til 100 meter langt (afhængigt af pejs) og kan føres med mange bøjninger hvis der er behov for det.

Powervent aftrækssystemet kontrolleres af en elektronisk styring på pejsen, der både sikrer perfekt funktion på pejsen og samtidig maksimal sikkerhed.

Kontakt os gerne. Så hjælper vi med en pris på en Powervent løsning.





Virtuo electric fireplace

Virtuo 3-sided electric fire



Varenr.	Model	Vejl. salgspris DKK Inkl. moms
VIRTUO 80/3		
25035	Virtuo 80/3 electric	53.295
VIRTUO Evolve NYHED		
25043	Virtuo 100/3 Evolve, electric	56.870
25045	Virtuo 130/3 Evolve, electric	68.895
25047	Virtuo 180/3 Evolve, Electric	75.295

Virtuo 2-sided electric fire



Varenr.	Model	Vejl. salgspris DKK Inkl. moms
VIRTUO 80/2 Right		
25036	Virtuo 80/2 Right, electric	53.295
VIRTUO 80/2 Left		
25037	Virtuo 80/2 Left, electric	53.295

Virtuo 75 front electric fire



VIRTUO 75 FRONT		
25034	Virtuo 75 electric	53.295

Virtuo Evolve electric fire - front





VIRTUO Evolve NYHED		
25042	Virtuo 100 Evolve, electric	55.895
25044	Virtuo 130 Evolve, electric	67.795
25046	Virtuo 180 Evolve, electric	74.195




Indledning


Symboler til DRU gas fires


3-sided – glas tre sider 

3-sided – glas tre sider XTU 


3-sided – glas tre sider XTL 

2-sided – hjørnepejs, glas på to sider:

Højre model - glas på højre side 

Venstre model - glas på venstre side 

Front fires – glas på front 

Tunnel fires – gennemsyns pejs 

Freestanding – fritstående pejse 

Gasvarianter

G20 – Naturgas

G30/31 – Butan/Propan flaskegas

G150.1 – Bygas


Produktvarianter

CV glass – antirefleks glas i pejsen

LED light – elektrisk lys i brændebunden

Produktvarianter

Baggrunde i pejse:



Ceraglas

Mat sort

Rib cast

Classic stone

Brænde (eller brænderfyld)

Standard:



Woodlogs – brunt brænde

Alternativer (ikke alle mulige til alle pejse):



Wood log birch
– lyst birketræslignende keramisk brænde



Pebbles white
– lyse småsten



Pebbles grey
– grå småsten



Antracite glass stone
– glassten, mørke

Priser

Priser inkl. keramisk brænde og inspektionsluge (control hatch).

Alle priser er vejl. salgspriser i (DKK) danske kroner inkl. moms.

Der tages forbehold for prisfejl, trykfejl og ændringer i specifikationer.

DRU 3-Sided fires XTU



Varenr.

Model

Vejl. salgspris
DKK Inkl. moms

MAESTRO 75XTU		
46989	Maestro 75XTU RCH, black smooth, naturgas G20	70.495
46991	Maestro 75XTU RCH, black smooth, P/B gas G31/G30	70.495
46993	Maestro 75XTU RCH, black smooth, CV-glass, natural gas G20	80.395
46995	Maestro 75XTU RCH, black smooth, CV-glass, P/B gas G31/G30	80.395
46997	Maestro 75XTU RCH, ceraglass, naturgas G20	71.995
46999	Maestro 75XTU RCH, ceraglass, P/B gas G31/G30	71.995
47001	Maestro 75XTU RCH, ceraglass, CV-glass, natural gas G20	81.895
47003	Maestro 75XTU RCH, ceraglass, CV-glass, P/B gas G31/G30	81.895
72055	Build in frame 8S, W=110mm, Build in depth 70mm, for Maestro 75XTU	5.295
72034	Build in frame 8S, custom made, for Maestro 75XTU	10.795
26464	Cover plate Maestro 75XTU LED	995

MAESTRO 75XTU LED light		
47902	Maestro 75XTU RCH LED, black smooth, natural gas G20	75.995
47904	Maestro 75XTU RCH LED, black smooth, P/B gas G30/31	75.995
47906	Maestro 75XTU RCH LED, black smooth, CV-glass, natural gas G20	85.895
47908	Maestro 75XTU RCH LED, black smooth, CV glass, P/B gas G31/G30	85.895
47910	Maestro 75XTU RCH LED, Ceraglass, naturgas G20	77.495
47912	Maestro 75XTU RCH LED, ceraglass, P/B gas G30/31	77.495
47914	Maestro 75XTU RCH LED, ceraglass, CV-glass, Naturgas G20	87.395
47916	Maestro 75XTU RCH LED, ceraglass, CV-glass, P/B gas G31/G30	87.395
72055	Build in frame 8S, W=110mm, Build in depth 70mm, for Maestro 75XTU	5.295
72034	Bred ramme (Build in frame 8S, W=100mm, for Maestro 75XTU)	10.795
26464	Cover plate Maestro 75XTU LED	995

METRO 100XTU		
45749	Metro 100XTU-41 RCH, black smooth, naturgas G20	58.495
45986	Metro 100XTU-41 RCH, black smooth, P/B gas G30/ G31	58.495
46506	Metro 100XTU-41 RCH, black smooth, CV-glass, naturgas G20	68.395
47826	Metro 100XTU-41 RCH, black smooth, CV-glass, P/B gas G30/G31	68.395
45753	Metro 100XTU-41 RCH, ceraglass, naturgas G20	59.995
47827	Metro 100XTU-41 RCH, ceraglass, P/B gas G30/G31	59.995
46510	Metro 100XTU-41 RCH, ceraglass, CV-glass, naturgas G20	69.895
47828	Metro 100XTU-41 RCH, ceraglass, CV-glass, P/B gas G30/G31	69.895
45789	Standard incl. keramisk brænde. Alternativt kan vælges:	4.295
22380	Pebbles (Hvide sten)	595
45873	Antracit glas sten	4.295

DRU 3-Sided fires



Varenr.

Model

Vejl. salgspris
DKK inkl. moms

MAESTRO 60 RCH 3-sided

47548	Maestro 60/3 RCH, black smooth, natural gas G20	61.795
47550	Maestro 60/3 RCH, black smooth, propane G31 / butane G30	61.795
47552	Maestro 60/3 RCH, black smooth, CV-glass, natural gas G20	68.395
47554	Maestro 60/3 RCH, black smooth, CV-glass, propane G31 / butane G30	68.395
47556	Maestro 60/3 RCH, ceraglass, natural gas G20	64.695
47558	Maestro 60/3 RCH, ceraglass, propane G31 / butane G30	64.695
47560	Maestro 60/3 RCH, ceraglass, CV-glass, natural gas G20	71.395
47562	Maestro 60/3 RCH, ceraglass, CV-glass, propane G31 / butane G30	71.395

MAESTRO 60 RCH 3-sided LED light

47580	Maestro 60/3 RCH, black smooth, LED, natural gas G20	66.595
47582	Maestro 60/3 RCH, black smooth, LED, propane G31 / butane G30	66.595
47584	Maestro 60/3 RCH, black smooth, CV-glass, LED, natural gas G20	73.295
47586	Maestro 60/3 RCH, black smooth, CV-glass, LED, G31 / G30	73.295
47588	Maestro 60/3 RCH, ceraglass, LED, natural gas G20	69.595
47590	Maestro 60/3 RCH, ceraglass, LED, propane G31 / butane G30	69.595
47592	Maestro 60/3 RCH, ceraglass, CV-glass, LED, natural gas G20	76.195
47594	Maestro 60/3 RCH, ceraglass, CV-glass, LED, propane G31 / butane G30	76.195

72063	Build in frame 8S, W=110 mm, built-in depth 70 mm, for Maestro 60/3	4.595
72064	Build in frame 8S, custom made frame, for Maestro 60/3	10.095

MAESTRO 60/3 Tall

48624	Maestro 60/3 Tall RCH, black smooth, natural gas G20	63.495
48626	Maestro 60/3 Tall RCH, black smooth, G30/31	63.495
48632	Maestro 60/3 Tall RCH, ceraglass, natural gas G20	66.495
48634	Maestro 60/3 Tall RCH, ceraglass, G30/31	66.495

MAESTRO 60/3 Tall LED light

48656	Maestro 60/3 Tall RCH, black smooth, LED, natural gas G20	68.395
48658	Maestro 60/3 Tall RCH, black smooth, LED, G30/31	68.395
48664	Maestro 60/3 Tall RCH, ceraglass, LED, natural gas G20	71.295
48666	Maestro 60/3 Tall RCH, ceraglass, LED, G30/31	71.295
72081	Build in frame 8S, W=110mm, Build in depth 70mm, for Maestro 60/3 Tall	5.295
72082	Build in frame 8S, custom made, for Maestro 60/3 Tall	10.795

MAESTRO 80/3

46029	Maestro 80/3 RCH, black smooth, naturgas G20	65.795
47306	Maestro 80/3 RCH, black smooth, P/B gas G30/G31	65.795
46031	Maestro 80/3 RCH, black smooth, CV-glass, naturgas G20	75.695
47307	Maestro 80/3 RCH, black smooth, CV-glass, P/B gas G30/G31	75.695
46033	Maestro 80/3 RCH, ceraglass, naturgas G20	68.795
47308	Maestro 80/3 RCH, ceraglass, P/B gas G30/G31	68.795
46035	Maestro 80/3 RCH, ceraglass, CV-glass, naturgas G20	78.595
47309	Maestro 80/3 RCH, ceraglass, CV-glass, P/B gas G30/G31	78.595

MAESTRO 80/3 LED light

48090	Maestro 80/3 RCH LED, black smooth, naturgas G20	71.295
48092	Maestro 80/3 RCH LED, black smooth, P/B gas G30/G31	81.195
48094	Maestro 80/3 RCH LED, black smooth, CV-glass, naturgas G20	81.195
48096	Maestro 80/3 RCH LED, black smooth, CV-glass, P/B gas G30/G31	81.195
48098	Maestro 80/3 RCH LED, ceraglass, naturgas G20	74.195
48100	Maestro 80/3 RCH LED, ceraglass, P/B gas G30/G31	74.195
48102	Maestro 80/3 RCH LED, ceraglass, CV-glass, naturgas G20	84.095
48104	Maestro 80/3 RCH LED, ceraglass, CV-glass, P/B gas G30/G31	84.095

72019	Bred ramme (Build in frame 8S, W=100mm, for Maestro 80/3)	10.795
72108	Build in frame 8S, custom made for Maestro 80/3	5.295
26463	Cover plate for Maestro 80/3 + 80/2	995

MAESTRO 105/3-01

48428	Maestro 105/3-01 RCH, black smooth, naturgas G20	75.795
48430	Maestro 105/3-01 RCH, black smooth, P/B gas G30/G31	75.795
48432	Maestro 105/3-01 RCH, black smooth, CV-glass, naturgas G20	85.695
48434	Maestro 105/3-01 RCH, black smooth, CV-glass, P/B gas G30/G31	85.695
48436	Maestro 105/3-01 RCH, ceraglass, naturgas G20	80.195
48438	Maestro 105/3-01 RCH, ceraglass, P/B gas G30/G31	80.195
48440	Maestro 105/3-01 RCH, ceraglass, CV-glass, naturgas G20	90.095
48442	Maestro 105/3-01 RCH, ceraglass, CV-glass, P/B gas G30/G31	90.095

MAESTRO 105/3-01 LED

48460	Maestro 105/3-01 RCH, black smooth, naturgas G20	81.695
48462	Maestro 105/3-01 RCH, black smooth, P/B gas G30/G31	81.695
48464	Maestro 105/3-01 RCH, black smooth, CV-glass, naturgas G20	91.595
48466	Maestro 105/3-01 RCH, black smooth, CV-glass, P/B gas G30/G31	91.595
48468	Maestro 105/3-01 RCH, ceraglass, naturgas G20	85.995
48470	Maestro 105/3-01 RCH, ceraglass, P/B gas G30/G31	85.995
48472	Maestro 105/3-01 RCH, ceraglass, CV-glass, naturgas G20	95.895
48474	Maestro 105/3-01 RCH, ceraglass, CV-glass, P/B gas G30/G31	95.895
72091	Build in frame 8S, W=110mm, Build in depth 70mm, for Maestro 105/3-01	6.095
72093	Build in frame 8S, custom made, for Maestro 105/3-01	11.595
26499	Cover plate Maestro 105/2+3-01 LED	1.395

METRO 100XT/3

45848	Metro 100XT/3-41 RCH, black smooth, naturgas G20	58.495
45984	Metro 100XT/3-41 RCH, black smooth, P/B gas G30/G31	58.495
46482	Metro 100XT/3-41 RCH, black smooth, CV-glass, naturgas G20	65.195
47819	Metro 100XT/3-41 RCH, black smooth, CV-glass, P/B gas G30/G31	65.195
45852	Metro 100XT/3-41 RCH, ceraglass, naturgas G20	61.395
47820	Metro 100XT/3-41 RCH, ceraglass, P/B gas G30/G31	61.395
46486	Metro 100XT/3-41 RCH, ceraglass, CV-glass, naturgas G20	68.095
47821	Metro 100XT/3-41 RCH, ceraglass, CV-glass, P/B gas G30/G31	68.095

72003	Bred ramme (Build in frame 8S, W=100mm, for Metro 100XT/3-41)	4.795
-------	---	-------

45789	Standard inkl. keramisk brænde. Alternativt kan vælges:	4.295
22380	Pebbles (Hvide sten)	595
45873	Antracit glas sten	4.295

METRO 130XT/3

45698	Metro 130XT/3 RCH, black smooth, naturgas G20	64.495
47687	Metro 130XT/3 RCH, black smooth, P/B gas G30/G31	64.495
46542	Metro 130XT/3 RCH, black smooth, CV-glass, naturgas G20	71.195
47688	Metro 130XT/3 RCH, black smooth, CV-glass, P/B gas G30/G31	71.195
45702	Metro 130XT/3 RCH, ceraglass, naturgas G20	68.895
47689	Metro 130XT/3 RCH, ceraglass, P/B gas G30/G31	68.895
46546	Metro 130XT/3 RCH, ceraglass, CV-glass, naturgas G20	75.495
47690	Metro 130XT/3 RCH, ceraglass, CV-glass, P/B gas G30/G31	75.495

45157	Standard inkl. keramisk brænde (brunt). Alternativt kan vælges:	5.295
45216	Lyst brænde (Wood logs birch wood for Metro 130XT + 150XT series)	5.295
45229	Pebbles (Hvide sten)	1.095
45230	Pebbles grå (Grå sten)	3.195

LUGO 70/3

45518	Lugo 70/3 RCH, black smooth, natural gas G20	40.995
45522	Lugo 70/3 RCH, ceraglass, natural gas G20	42.295

72006	Bred ramme (Build in frame 8S, W=100mm, for Lugo 70/3)	4.195
-------	--	-------

LUGO 80/3

45554	Lugo 80/3 RCH, black smooth, naturgas G20	48.995
45557	Lugo 80/3 RCH, ceraglass, naturgas G20	50.495

72009	Bred ramme (Build in frame 8S, W=100mm, for Lugo 80/3)	4.395
-------	--	-------

DRU 3-Sided fires XTL



Varenr.

Model

Vejl. salgspris
DKK inkl. moms

METRO 100XTL Right

45761	Metro 100XTL-41 RCH right, black smooth, naturgas G20	58.495
45988	Metro 100XTL-41 RCH right, black smooth, P/B gas G30/G31	58.495
46490	Metro 100XTL-41 RCH right, black smooth, CV-glass, naturgas G20	65.195
47833	Metro 100XTL-41 RCH right, black smooth, CV-glass, P/B gas G30/G31	65.195
45765	Metro 100XTL-41 RCH right, ceraglass, naturgas G20	61.395
47834	Metro 100XTL-41 RCH right, ceraglass, propane G31	61.395
46494	Metro 100XTL-41 RCH right, ceraglass, CV-glass, naturgas G20	68.095
47835	Metro 100XTL-41 RCH right, ceraglass, CV-glass, P/B gas G30/G31	68.095

72001	Bred ramme højre (Build in frame 8S, W=100mm, for Metro 100XTL-41 right)	4.795
-------	--	-------

45789	Standard inkl. keramisk brænde. Alternativt kan vælges:	4.295
22380	Pebbles (Hvide sten)	595
45873	Antracit glas sten	4.295

METRO 100XTL Left

45773	Metro 100XTL-41 RCH left, black smooth, naturgas G20	65.695
45990	Metro 100XTL-41 RCH left, black smooth, P/B gas G30/G31	58.495
46498	Metro 100XTL-41 RCH left, black smooth, CV-glass, naturgas G20	65.195
47840	Metro 100XTL-41 RCH left, black smooth, CV-glass, P/B gas G30/G31	65.195
45777	Metro 100XTL-41 RCH left, ceraglass, naturgas G20	61.935
47841	Metro 100XTL-41 RCH left, ceraglass, P/B gas G30/G31	61.395
46502	Metro 100XTL-41 RCH left, ceraglass, CV-glass, naturgas G20	68.095
47842	Metro 100XTL-41 RCH left, ceraglass, CV-glass, P/B gas G30/G31	68.095

72002	Bred ramme venstre (Build in frame 8S, W=100mm, for Metro 100XTL-41 left)	4.795
-------	---	-------

45789	Standard inkl. keramisk brænde. Alternativt kan vælges:	4.795
22380	Pebbles (Hvide sten)	595
45873	Antracit glas sten	4.295

METRO 130XTL Right

45706	Metro 130XTL RCH right, black smooth, naturgas G20	65.695
47727	Metro 130XTL RCH right, black smooth, P/B gas G30/G31	65.695
46550	Metro 130XTL RCH right, black smooth, CV-glass, naturgas G20	72.395
47728	Metro 130XTL RCH right, black smooth, CV-glass, P/B gas G30/G31	72.395
45710	Metro 130XTL RCH right, ceraglass, naturgas G20	68.595
47729	Metro 130XTL RCH right, ceraglass, P/B gas G30/G31	68.595
46554	Metro 130XTL RCH right, ceraglass, CV-glass, naturgas G20	75.295
47730	Metro 130XTL RCH right, ceraglass, CV-glass, P/B gas G30/G31	75.295

METRO 130XTL Left

45714	Metro 130XTL RCH left, black smooth, naturgas G20	65.695
47731	Metro 130XTL RCH left, black smooth, P/B gas G30/G31	65.695
46558	Metro 130XTL RCH left, black smooth, CV-glass, naturgas G20	72.395
47732	Metro 130XTL RCH left, black smooth, CV-glass, P/B gas G30/G31	72.395
45718	Metro 130XTL RCH left, ceraglass, naturgas G20	68.595
47733	Metro 130XTL RCH left, ceraglass, P/B gas G30/G31	68.595
46562	Metro 130XTL RCH left, ceraglass, CV-glass, naturgas G20	75.295
47734	Metro 130XTL RCH left, ceraglass, CV-glass, P/B gas G30/G31	75.295

45157	Standard incl. keramisk brænde (brunt). Alternativt kan vælges:	5.295
45216	Lyst brænde (Wood logs birch wood for Metro 130XT + 150XT series)	5.295
45229	Pebbles Hvide sten (Set Carrara-pebbles Metro 130XT + 130XT2/3 + 130 XTL)	1.095
45230	Pebbles Grå sten (Set pebbles 'greystone' Metro 130XT + 130XT2/3 + 130 XTL)	3.195

DRU 2-sided fires

Varenr.

Model

Vejl. salgspris
DKK inkl. moms**MAESTRO 60 RCH 2-sided Right**

47420	Maestro 60/2 RCH right, black smooth, natural gas G20	60.095
47422	Maestro 60/2 RCH right, black smooth, propane G31 / butane G30	60.095
47424	Maestro 60/2 RCH right, black smooth, CV-glass, natural gas G20	66.795
47426	Maestro 60/2 RCH right, black smooth, CV-glass, G31 / G30	66.795
47428	Maestro 60/2 RCH right, ceraglass, natural gas G20	63.095
47430	Maestro 60/2 RCH right, ceraglass, propane G31 / butane G30	63.095
47432	Maestro 60/2 RCH right, ceraglass, CV-glass, natural gas G20	69.795
47434	Maestro 60/2 RCH right, ceraglass, CV-glass, propane G31 / butane G30	69.795

MAESTRO 60 RCH 2-sided Left

47436	Maestro 60/2 RCH left, black smooth, natural gas G20	60.095
47438	Maestro 60/2 RCH left, black smooth, propane G31 / butane G30	60.095
47440	Maestro 60/2 RCH left, black smooth, CV-glass, natural gas G20	66.795
47442	Maestro 60/2 RCH left, black smooth, CV-glass, propane G31 / butane G30	66.795
47444	Maestro 60/2 RCH left, ceraglass, natural gas G20	63.095
47446	Maestro 60/2 RCH left, ceraglass, propane G31 / butane G30	63.095
47448	Maestro 60/2 RCH left, ceraglass, CV-glass, natural gas G20	69.795
47450	Maestro 60/2 RCH left, ceraglass, CV-glass, propane G31 / butane G30	69.795

MAESTRO 60 RCH 2-sided LED light Right

47484	Maestro 60/2 RCH right, black smooth, LED, natural gas G20	44.995
47486	Maestro 60/2 RCH right, black smooth, LED, propane G31 / butane G30	64.995
47488	Maestro 60/2 RCH right, black smooth, CV-glass, LED, natural gas G20	71.695
47490	Maestro 60/2 RCH right, black smooth, CV-glass, LED, G31 / G30	71.695
47492	Maestro 60/2 RCH right, ceraglass, LED, natural gas G20	67.895
47494	Maestro 60/2 RCH right, ceraglass, LED, propane G31 / butane G30	67.895
47496	Maestro 60/2 RCH right, ceraglass, CV-glass, LED, natural gas G20	74.595
47498	Maestro 60/2 RCH right, ceraglass, CV-glass, LED, propane G31 / butane G30	74.595

MAESTRO 60 RCH 2-sided LED light Left

47500	Maestro 60/2 RCH left, black smooth, LED, natural gas G20	64.995
47502	Maestro 60/2 RCH left, black smooth, LED, propane G31 / butane G30	64.995
47504	Maestro 60/2 RCH left, black smooth, CV-glass, LED, natural gas G20	71.695
47506	Maestro 60/2 RCH left, black smooth, CV-glass, LED, G31 / G30	71.695
47508	Maestro 60/2 RCH left, ceraglass, LED, natural gas G20	67.895
47510	Maestro 60/2 RCH left, ceraglass, LED, propane G31 / butane G30	67.895
47512	Maestro 60/2 RCH left, ceraglass, CV-glass, LED, natural gas G20	74.595
47514	Maestro 60/2 RCH left, ceraglass, CV-glass, LED, G31 / G30	74.595

72059	Build in frame 6S, W=110 mm, built-in depth 70 mm, for Maestro 60/2 right	3.895
72060	Build in frame 6S, W=110 mm, built-in depth 100 mm, for Maestro 60/2 left	3.895
72061	Build in frame 6S, custom made frame, for Maestro 60/2 right	9.395
72062	Build in frame 6S, custom made frame, for Maestro 60/2 left	9.395

MAESTRO 60/2 Tall

48496	Maestro 60/2 Tall RCH right, black smooth, natural gas G20	61.895
48498	Maestro 60/2 Tall RCH right, black smooth, G30/G31	61.895
48504	Maestro 60/2 Tall RCH right, ceraglass, natural gas G20	66.295
48506	Maestro 60/2 Tall RCH right, ceraglass, G30/G31	66.295
48512	Maestro 60/2 Tall RCH left, black smooth, natural gas G20	61.895
48514	Maestro 60/2 Tall RCH left, black smooth, G30/G31	61.895
48520	Maestro 60/2 Tall RCH left, ceraglass, natural gas G20	66.295
48522	Maestro 60/2 Tall RCH left, ceraglass, G30/31	66.295

MAESTRO 60/2 Tall LED

48560	Maestro 60/2 Tall RCH right, black smooth, LED, natural gas G20	66.795
48562	Maestro 60/2 Tall RCH right, black smooth, LED, G30/31	66.795
48568	Maestro 60/2 Tall RCH right, ceraglass, LED, natural gas G20	71.095
48570	Maestro 60/2 Tall RCH right, ceraglass, LED, G30/31	71.095
48576	Maestro 60/2 Tall RCH left, black smooth, LED, natural gas G20	66.795
48578	Maestro 60/2 Tall RCH left, black smooth, LED, G30/31	66.795
48584	Maestro 60/2 Tall RCH left, ceraglass, LED, natural gas G20	71.095
48586	Maestro 60/2 Tall RCH left, ceraglass, LED, G30/31	71.095
72077	Build in frame 6S, W=110mm, Build in depth 70mm, for Maestro 60/2 Tall right	4.595
72078	Build in frame 6S, W=110mm, Build in depth 70mm, for Maestro 60/2 Tall left	4.595
72079	Build in frame 6S, custom made, for Maestro 60/2 Tall right	10.095
72080	Build in frame 6S, custom made, for Maestro 60/2 Tall left	10.095

MAESTRO 80/2 Right

46013	Maestro 80/2 RCH right, black smooth, naturgas G20	64.495
47298	Maestro 80/2 RCH right, black smooth, P/B gas G30/G31	64.495
46015	Maestro 80/2 RCH right, black smooth, CV-glass, naturgas G20	71.195
47299	Maestro 80/2 RCH right, black smooth, CV-glass, P/B gas G30/G31	71.195
46017	Maestro 80/2 RCH right, ceraglass, naturgas G20	68.895
47300	Maestro 80/2 RCH right, ceraglass, P/B gas G30/G31	68.895
46019	Maestro 80/2 RCH right, ceraglass, CV-glass, naturgas G20	75.495
47301	Maestro 80/2 RCH right, ceraglass, CV-glass, P/B gas G30/G31	75.495

MAESTRO 80/2 Left

46021	Maestro 80/2 RCH left, black smooth, naturgas G20	64.495
47302	Maestro 80/2 RCH left, black smooth, P/B gas G30/G31	64.495
46023	Maestro 80/2 RCH left, black smooth, CV-glass, naturgas G20	71.195
47303	Maestro 80/2 RCH left, black smooth, CV-glass, P/B gas G30/G31	71.195
46025	Maestro 80/2 RCH left, ceraglass, naturgas G20	68.895
47304	Maestro 80/2 RCH left, ceraglass, P/B gas G30/G31	68.895
46027	Maestro 80/2 RCH left, ceraglass, CV-glass, naturgas G20	75.495
47305	Maestro 80/2 RCH left, ceraglass, CV-glass, P/B gas G30/G31	75.495

MAESTRO 80/2 LED light Right

48026	Maestro 80/2 RCH right LED, black smooth, naturgas G20	69.995
48028	Maestro 80/2 RCH right LED, black smooth, P/B gas G30/G31	69.995
48030	Maestro 80/2 RCH right LED, black smooth, CV-glass, naturgas G20	76.695
48032	Maestro 80/2 RCH right LED, black smooth, CV-glass, P/B gas G30/G31	76.695
48034	Maestro 80/2 RCH right LED, ceraglass, naturgas G20	74.295
48036	Maestro 80/2 RCH right LED, ceraglass, P/B gas G30/G31	74.295
48038	Maestro 80/2 RCH right LED, ceraglass, CV-glass, naturgas G20	80.995
48040	Maestro 80/2 RCH right LED, ceraglass, CV-glass, P/B gas G30/G31	80.995

MAESTRO 80/2 LED light Left

48042	Maestro 80/2 RCH left LED, black smooth, naturgas G20	69.995
48044	Maestro 80/2 RCH left LED, black smooth, P/B gas G30/G31	69.995
48046	Maestro 80/2 RCH left LED, black smooth, CV-glass, naturgas G20	76.695
48048	Maestro 80/2 RCH left LED, black smooth, CV-glass, P/B gas G30/G31	76.695
48050	Maestro 80/2 RCH left LED, ceraglass, naturgas G20	74.295
48052	Maestro 80/2 RCH left LED, ceraglass, P/B gas G30/G31	74.295
48054	Maestro 80/2 RCH left LED, ceraglass, CV-glass, naturgas G20	80.995
48056	Maestro 80/2 RCH left LED, ceraglass, CV-glass, P/B gas G30/G31	80.995

72017	Bred ramme højre (Build in frame 6S, W=100mm, for Maestro 80/2 right)	10.995
72018	Bred ramme venstre (Build in frame 6S, W=100mm, for Maestro 80/2 left)	10.095
72106	Build in frame 6S, W=110mm, Build in depth 70mm, for Maestro 80/2 right	4.595
72107	Build in frame 6S, W=110mm, Build in depth 70mm, for Maestro 80/2 left	4.595

MAESTRO 105/2 Right

48300	Maestro 105/2-01 RCH right, black smooth, naturgas G20	74.195
48302	Maestro 105/2-01 RCH right, black smooth, P/B gas G30/G31	74.195
48304	Maestro 105/2-01 RCH right, black smooth, CV-glass, naturgas G20	80.895
48306	Maestro 105/2-01 RCH right, black smooth, CV-glass, P/B gas G30/G31	80.895
48308	Maestro 105/2 RCH-01 right, ceraglass, naturgas G20	79.995
48310	Maestro 105/2-01 RCH right, ceraglass, P/B gas G30/G31	79.995
48328	Maestro 105/2-01 RCH right, ceraglass, CV-glass, naturgas G20	86.695
48330	Maestro 105/2-01 RCH right, ceraglass, CV-glass, P/B gas G30/G31	86.695

MAESTRO 105/2 Left

48316	Maestro 105/2-01 RCH left, black smooth, naturgas G20	73.945
48318	Maestro 105/2-01 RCH left, black smooth, P/B gas G30/G31	73.945
48320	Maestro 105/2-01 RCH left, black smooth, CV-glass, naturgas G20	72.863
48322	Maestro 105/2 RCH left, black smooth, CV-glass, P/B gas G30/G31	72.863
48324	Maestro 105/2-01 RCH left, ceraglass, naturgas G20	79.995
48326	Maestro 105/2-01 RCH left, ceraglass, P/B gas G31	79.995
48328	Maestro 105/2-01 RCH left, ceraglass, CV-glass, naturgas G20	86.695
48330	Maestro 105/2-01 RCH left, ceraglass, CV-glass, P/B gas G30/G31	86.695

MAESTRO 105/2-01 LED

48364	Maestro 105/2-01 RCH right LED, black smooth, naturgas G20	79.995
48366	Maestro 105/2-01 RCH right LED, black smooth, P/B gas G30/G31	79.995
48368	Maestro 105/2-01 RCH right LED, black smooth, CV-glass, naturgas G20	86.695
48370	Maestro 105/2-01 RCH right LED, black smooth, CV-glass, P/B gas G30/G31	86.695
48372	Maestro 105/2 RCH-01 right LED, ceraglass, naturgas G20	85.895
48374	Maestro 105/2-01 RCH right LED, ceraglass, P/B gas G30/G31	85.895
48376	Maestro 105/2-01 RCH right LED, ceraglass, CV-glass, naturgas G20	92.495
48378	Maestro 105/2-01 RCH right LED, ceraglass, CV-glass, P/B gas G30/G31	92.495
48380	Maestro 105/2-01 RCH left LED, black smooth, naturgas G20	79.995
48382	Maestro 105/2-01 RCH left LED, black smooth, P/B gas G30/G31	79.995
48384	Maestro 105/2-01 RCH left LED, black smooth, CV-glass, naturgas G20	86.445
48386	Maestro 105/2 RCH left LED, black smooth, CV-glass, P/B gas G30/G31	86.445
48388	Maestro 105/2-01 RCH left LED, ceraglass, naturgas G20	85.895
48390	Maestro 105/2-01 RCH left LED, ceraglass, P/B gas G31	85.895
48392	Maestro 105/2-01 RCH left LED, ceraglass, CV-glass, naturgas G20	92.495
48394	Maestro 105/2-01 RCH left LED, ceraglass, CV-glass, P/B gas G30/G31	92.495
72095	Build in frame 6S, W=110mm, Build in depth 70mm, for Maestro 105/2-01 right	5.295
72096	Build in frame 6S, W=110mm, Build in depth 70mm, for Maestro 105/2-01 left	5.295
72099	Build in frame 6S, custom made, for Maestro 105/2-01 right	10.895
72100	Build in frame 6S, custom made, for Maestro 105/2-01 left	10.895
26499	Cover plate Maestro 105/2+3-01 LED	1.395

METRO 100XT/2 Right

45832	Metro 100XT/2-41 RCH right, black smooth, naturgas G20	56.995
45980	Metro 100XT/2-41 RCH right, black smooth, P/B gas G30/G31	56.995
46466	Metro 100XT/2-41 RCH right, black smooth, CV-glass, naturgas G20	63.595
47805	Metro 100XT/2-41 RCH right, black smooth, CV-glass, P/B gas G30/G31	63.595
45836	Metro 100XT/2-41 RCH right, ceraglass, naturgas G20	61.295
47806	Metro 100XT/2-41 RCH right, ceraglass, P/B gas G30/G31	61.295
46470	Metro 100XT/2-41 RCH right, ceraglass, CV-glass, naturgas G20	67.995
47807	Metro 100XT/2-41 RCH right, ceraglass, CV-glass, P/B gas G30/G31	67.995

METRO 100XT/2 Left

45840	Metro 100XT/2-41 RCH left, black smooth, naturgas G20	56.995
45982	Metro 100XT/2-41 RCH left, black smooth, P/B gas G30/G31	56.995
46474	Metro 100XT/2-41 RCH left, black smooth, CV-glass, naturgas G20	63.595
47812	Metro 100XT/2-41 RCH left, black smooth, CV-glass, P/B gas G30/G31	63.595
45844	Metro 100XT/2-41 RCH left, ceraglass, naturgas G20	61.295
47813	Metro 100XT/2-41 RCH left, ceraglass, P/B gas G30/G31	61.295
46478	Metro 100XT/2-41 RCH left, ceraglass, CV-glass, naturgas G20	67.995
47814	Metro 100XT/2-41 RCH left, ceraglass, CV-glass, P/B gas G30/G31	67.995

72004	Bred ramme højre (Build in frame 6S, W=100mm, for Metro 100XT/2-41 right)	4.795
72005	Bred ramme venstre (Build in frame 6S, W=100mm, for Metro 100XT/2-41 left)	4.795
45789	Standard incl. keramisk brænde. Alternativt kan vælges:	4.295
22380	Pebbles (Hvide sten)	595
45873	Antracit glas sten	4.295

METRO 130XT/2 Right

45682	Metro 130XT/2 RCH right, black smooth, naturgas G20	62.495
47679	Metro 130XT/2 RCH right, black smooth, P/B gas G30/G31	62.495
46526	Metro 130XT/2 RCH right, black smooth, CV-glass, naturgas G20	69.095
47680	Metro 130XT/2 RCH right, black smooth, CV-glass, P/B gas G30/G31	69.095
45686	Metro 130XT/2 RCH right, ceraglass, naturgas G20	66.795
47681	Metro 130XT/2 RCH right, ceraglass, P/B gas G30/G31	66.795
46530	Metro 130XT/2 RCH right, ceraglass, CV-glass, naturgas G20	73.495
47682	Metro 130XT/2 RCH right, ceraglass, CV-glass, P/B gas G30/G31	73.495

METRO 130XT/2 Left

45690	Metro 130XT/2 RCH left, black smooth, naturgas G20	62.495
47683	Metro 130XT/2 RCH left, black smooth, P/B gas G30/G31	62.495
46534	Metro 130XT/2 RCH left, black smooth, CV-glass, naturgas G20	69.095
47684	Metro 130XT/2 RCH left, black smooth, CV-glass, P/B gas G30/G31	69.095
45694	Metro 130XT/2 RCH left, ceraglass, naturgas G20	66.795
47685	Metro 130XT/2 RCH left, ceraglass, P/B gas G30/G31	66.795
46538	Metro 130XT/2 RCH left, ceraglass, CV-glass, naturgas G20	73.495
47686	Metro 130XT/2 RCH left, ceraglass, CV-glass, P/B gas G30/G31	73.495
72029	Build in frame 6S W=100 mm for Metro 130XT/2 RCH right	5.495
72030	Build in frame 6S W=100 mm for Metro 130XT/2 RCH left	5.495

45157	Standard incl. keramisk brænde (brunt). Alternativt kan vælges:	5.295
45216	Lyst brænde (Wood logs birch wood for Metro 130XT + 150XT series)	5.295
45229	Pebbles Hvide sten (Set Carrara-pebbles Metro 130XT + 130XT2/3 + 130 XTL)	1.095
45230	Pebbles Grå sten (Set pebbles 'greystone' Metro 130XT + 130XT2/3 + 130 XTL)	3.195

LUGO 70/2 Right

45530	Lugo 70/2 RCH right, black smooth, naturgas G20	40.995
45534	Lugo 70/2 RCH right, ceraglass, naturgas G20	42.295

LUGO 70/2 Left

45542	Lugo 70/2 RCH left, black smooth, naturgas G20	40.995
45546	Lugo 70/2 RCH left, ceraglass, naturgas G20	42.295

72007	Bred ramme højre (Build in frame 6S, W=100mm, for Lugo 70/2 right)	4.195
72008	Bred ramme venstre (Build in frame 6S, W=100mm, for Lugo 70/2 left)	4.195

LUGO 80/2 Right

45563	Lugo 80/2 RCH right, black smooth, naturgas G20	48.995
45566	Lugo 80/2 RCH right, ceraglass, naturgas G20	50.495

LUGO 80/2 Left

45572	Lugo 80/2 RCH left, black smooth, naturgas G20	48.995
45575	Lugo 80/2 RCH left, ceraglass, naturgas G20	50.495

72010	Bred ramme højre (Build in frame 6S, W=100mm, for Lugo 80/2 right)	4.395
72011	Bred ramme venstre (Build in frame 6S, W=100mm, for Lugo 80/2 left)	4.395

DRU Front fires

Varenr.

Model

Vejl. salgspris
DKK Inkl. moms**MAESTRO 60 RCH Front model**

47324	Maestro 60 RCH, black smooth, propane G31 / butane G30	54.495
47326	Maestro 60 RCH, black smooth, natural gas G20	54.495
47328	Maestro 60 RCH, black smooth, CV-glass, natural gas G20	57.670
47330	Maestro 60 RCH, black smooth, CV-glass, propane G31 / butane G30	57.670
47332	Maestro 60 RCH, ceraglass, natural gas G20	60.395
47334	Maestro 60 RCH, ceraglass, propane G31 / butane G30	60.395
47336	Maestro 60 RCH, ceraglass, CV-glass, natural gas G20	63.395
47338	Maestro 60 RCH, ceraglass, CV-glass, propane G31 / butane G30	63.695
47340	Maestro 60 RCH, classic stone, natural gas G20	59.895
47342	Maestro 60 RCH, classic stone, propane G31 / butane G30	59.895
47344	Maestro 60 RCH, classic stone, CV-glass, natural gas G20	63.195
47346	Maestro 60 RCH, classic stone, CV-glass, propane G31 / butane G30	63.195

MAESTRO 60 RCH Front model - LED light

47372	Maestro 60 RCH, black smooth, LED, natural gas G20	59.395
47374	Maestro 60 RCH, black smooth, LED, propane G31 / butane G30	59.395
47376	Maestro 60 RCH, black smooth, CV-glass, LED, natural gas G20	62.695
47378	Maestro 60 RCH, black smooth, CV-glass, LED, propane G31 / butane G30	62.695
47380	Maestro 60 RCH, ceraglass, LED, natural gas G20	65.195
47382	Maestro 60 RCH, ceraglass, LED, propane G31 / butane G30	65.195
47384	Maestro 60 RCH, ceraglass, CV-glass, LED, natural gas G20	68.495
47386	Maestro 60 RCH, ceraglass, CV-glass, LED, propane G31 / butane G30	68.495
47388	Maestro 60 RCH, classic stone, LED, natural gas G20	64.945
47390	Maestro 60 RCH, classic stone, LED, propane G31 / butane G30	64.945
47392	Maestro 60 RCH, classic stone, CV-glass, LED, natural gas G20	68.095
47394	Maestro 60 RCH, classic stone, CV-glass, LED, propane G31 / butane G30	68.095

72057	Build in frame 4S, W=110 mm, built-in depth 70 mm, for Maestro 60	3.195
72058	Build in frame 4S, W=140 mm, built-in depth 100 mm, for Maestro 60	3.595
72056	Build in frame 4S, W=110 mm, custom made frame, for Maestro 60	9.095

MAESTRO 60 Tall RCH Front model

48688	Maestro 60 Tall RCH, black smooth, natural gas G20	57.695
48690	Maestro 60 Tall RCH, black smooth, propane G31/butane G30	57.695
48692	Maestro 60 Tall RCH, black smooth, CV-glass, natural gas G20	60.995
48694	Maestro 60 Tall RCH, black smooth, CV-glass, propane G31/butane G30	60.995
48696	Maestro 60 Tall RCH, ceraglass, natural gas G20	64.895
48698	Maestro 60 Tall RCH, ceraglass, propane G31/butane G30	64.895
48700	Maestro 60 Tall RCH, ceraglass, CV-glass, natural gas G20	68.195
48702	Maestro 60 Tall RCH, ceraglass, CV-glass, propane G31/butane G30	68.195

MAESTRO 60 Tall RCH Front model - LED light

48720	Maestro 60 Tall RCH, black smooth, LED, natural gas G20	62.495
48722	Maestro 60 Tall RCH, black smooth, LED, propane G31/butane G30	62.495
48724	Maestro 60 Tall RCH, black smooth, CV-glass, LED, natural gas G20	65.795
48726	Maestro 60 Tall RCH, black smooth, CV-glass, LED, propane G31/butane G30	65.795
48728	Maestro 60 Tall RCH, ceraglass, LED, natural gas G20	69.695
48730	Maestro 60 Tall RCH, ceraglass, LED, propane G31/butane G30	69.695
48732	Maestro 60 Tall RCH, ceraglass, CV-glass, LED, natural gas G20	73.095
48734	Maestro 60 Tall RCH, ceraglass, CV-glass, LED, propane G31/butane G30	73.093
72084	Build in frame 4S, W=110mm, Build in depth 70mm, for Maestro 60 Tall	3.495
72085	Build in frame 4S, W=140mm, Build in depth 100mm, for Maestro 60 Tall	3.895
72086	Build in frame 4S, custom made, for Maestro 60 Tall	9.395

MAESTRO 75

46005	Maestro 75 RCH, black smooth, naturgas G20	59.995
47274	Maestro 75 RCH, black smooth, P/B gas G30/G31	59.995
46007	Maestro 75 RCH, black smooth, CV-glass, naturgas G20	66.695
47275	Maestro 75 RCH, black smooth, CV-glass, P/B gas G30/G31	66.695
46009	Maestro 75 RCH, ceraglass, naturgas G20	65.795
47276	Maestro 75 RCH, ceraglass, P/B gas G30/G31	65.795
46011	Maestro 75 RCH, ceraglass, CV-glass, naturgas G20	72.495
47277	Maestro 75 RCH, ceraglass, CV-glass, P/B gas G30/G31	72.495
46039	Maestro 75 RCH, classic stone, naturgas G20	65.295
47278	Maestro 75 RCH, classic stone, P/B gas G30/G31	65.295
46041	Maestro 75 RCH, classic stone, CV-glass, naturgas G20	71.995
47279	Maestro 75 RCH, classic stone, CV-glass, P/B gas G30/G31	71.995

MAESTRO 75 LED light

48122	Maestro 75 RCH LED, black smooth, naturgas G20	65.495
48124	Maestro 75 RCH LED, black smooth, P/B gas G30/G31	65.495
48126	Maestro 75 RCH LED, black smooth, CV-glass, naturgas G20	72.095
48128	Maestro 75 RCH LED, black smooth, CV-glass, P/B gas G30/G31	72.095
48130	Maestro 75 RCH LED, ceraglass, naturgas G20	71.295
48132	Maestro 75 RCH LED, ceraglass, P/B gas G30/G31	71.295
48134	Maestro 75 RCH LED, ceraglass, CV-glass, naturgas G20	77.895
48136	Maestro 75 RCH LED, ceraglass, CV-glass, P/B gas G30/G31	77.895
48138	Maestro 75 RCH LED, classic stone, naturgas G20	70.795
48140	Maestro 75 RCH LED, classic stone, P/B gas G30/G31	70.795
48142	Maestro 75 RCH LED, classic stone, CV-glass, naturgas G20	77.495
48144	Maestro 75 RCH LED, classic stone, CV-glass, P/B gas G30/G31	77.495

MAESTRO 75 TALL

48220	Maestro 75 Tall RCH, matt glass, natural gas G20	81.395
48222	Maestro 75 Tall RCH, matt glass, propane G31/butane G30	81.395
48224	Maestro 75 Tall RCH, matt glass, CV-glass, natural gas G20	88.095
48226	Maestro 75 Tall RCH, matt glass, CV-glass, propane G31/butane G30	88.095
47994	Maestro 75 Tall RCH, ceraglass, naturgas G20	81.395
47996	Maestro 75 Tall RCH, ceraglass, P/B gas G30/G31	81.395
47998	Maestro 75 Tall RCH, ceraglass, CV-glass, naturgas G20	88.095
48000	Maestro 75 Tall RCH, ceraglass, CV-glass, P/B gas G30/G31	88.095

MAESTRO 75 TALL LED light

48236	Maestro 75 Tall RCH, matt glass, LED, natural gas G20	86.895
48238	Maestro 75 Tall RCH, matt glass, LED, propane G31/butane G30	86.895
48240	Maestro 75 Tall RCH, matt glass, CV-glass, LED, natural gas G20	93.595
48242	Maestro 75 Tall RCH, matt glass, CV-glass, LED, propane G31/butane G30	93.595
48010	Maestro 75 Tall RCH LED, ceraglass, naturgas G20	86.895
48012	Maestro 75 Tall RCH LED, ceraglass, P/B gas G30/G31	86.895
48014	Maestro 75 Tall RCH LED, ceraglass, CV-glass, naturgas G20	93.595
48016	Maestro 75 Tall RCH LED, ceraglass, CV-glass, P/B gas G30/G31	93.595

MAESTRO 100

46377	Maestro 100 RCH, black smooth, naturgas G20	69.995
47238	Maestro 100 RCH, black smooth, P/B gas G30/G31	69.995
46381	Maestro 100 RCH, black smooth, CV-glass, naturgas G20	76.695
47239	Maestro 100 RCH, black smooth, CV-glass, P/B gas G30/G31	76.695
46385	Maestro 100 RCH, ceraglass, naturgas G20	77.195
47240	Maestro 100 RCH, ceraglass, P/B gas G30/G31	77.195
46389	Maestro 100 RCH, ceraglass, CV-glass, naturgas G20	83.895
47241	Maestro 100 RCH, ceraglass, CV-glass, P/B gas G30/G31	83.895
46393	Maestro 100 RCH, classic stone, naturgas G20	75.295
47242	Maestro 100 RCH, classic stone, P/B gas G30/G31	75.295
46397	Maestro 100 RCH, classic stone, CV-glass, naturgas G20	81.995
47243	Maestro 100 RCH, classic stone, CV-glass, P/B gas G31	81.995

MAESTRO 100 LED

48252	Maestro 100 RCH, black smooth, naturgas G20	75.895
48254	Maestro 100 RCH, black smooth, P/B gas G30/G31	75.895
48256	Maestro 100 RCH, black smooth, CV-glass, naturgas G20	82.495
48258	Maestro 100 RCH, black smooth, CV-glass, P/B gas G30/G31	82.495
48260	Maestro 100 RCH, ceraglass, naturgas G20	83.095
48262	Maestro 100 RCH, ceraglass, naturgas G20	83.095
48264	Maestro 100 RCH, ceraglass, CV-glass, naturgas G20	89.695
48266	Maestro 100 RCH, ceraglass, CV-glass, P/B gas G30/G31	89.695
48268	Maestro 100 RCH, classic stone, naturgas G20	81.195
48270	Maestro 100 RCH, classic stone, P/B gas G30/G31	81.195
48272	Maestro 100 RCH, classic stone, CV-glass, naturgas G20	87.795
48274	Maestro 100 RCH, classic stone, CV-glass, P/B gas G31	87.795
72103	Build in frame 4S, W=100mm, Build in depth 70mm, for Maestro 100	3.895
72104	Build in frame 4S, W=130mm, Build in depth 100mm, for Maestro 100	4.295
72105	Build in frame 4S, custom made, for Maestro 100	9.795

METRO 80XT

45606	Metro 80XT RCH, black smooth, naturgas G20	44.795
45608	Metro 80XT RCH, black smooth, P/B gas G30/G31	44.795
46442	Metro 80XT RCH, black smooth, CV-glass, naturgas G20	48.095
46444	Metro 80XT RCH, black smooth, CV-glass, P/B gas G30/G31	48.095
45610	Metro 80XT RCH, ceraglass, naturgas G20	47.795
45612	Metro 80XT RCH, ceraglass, P/B gas G30/G31	47.795
46446	Metro 80XT RCH, ceraglass, CV-glass, naturgas G20	51.095
46448	Metro 80XT RCH, ceraglass, CV-glass, P/B gas G30/G31	51.095
45158	Standard incl. keramisk brænde. Alternativt kan vælges:	3.095
45159	Pebbles hvid (Set Carrara pebbles Metro 80XT)	595

METRO 100XT

45820	Metro 100XT-41 RCH, black smooth, naturgas G20	52.595
45976	Metro 100XT-41 RCH, black smooth, P/B gas G30/G31	52.595
46454	Metro 100XT-41 RCH, black smooth, CV-glass, naturgas G20	55.895
47795	Metro 100XT-41 RCH, black smooth, CV-glass, P/B gas G30/G31	55.895
45824	Metro 100XT-41 RCH, ceraglass, naturgas G20	58.395
47796	Metro 100XT-41 RCH, ceraglass, P/B gas G30/G31	58.395
46458	Metro 100XT-41 RCH, ceraglass, CV-glass, naturgas G20	61.695
46460	Metro 100XT-41 RCH, ceraglass, CV-glass, P/B gas G30/G31	61.695

45789	Standard incl. keramisk brænde. Alternativt kan vælges:	4.295
22380	Pebbles hvide sten	595
45873	Antracit glas sten	4.295

METRO 130XT

45962	Metro 130XT-41 RCH, black smooth, naturgas G20	60.195
47611	Metro 130XT-41 RCH, black smooth, P/B gas G30/G31	60.195
46514	Metro 130XT-41 RCH, black smooth, CV-glass, naturgas G20	66.895
47612	Metro 130XT-41 RCH, black smooth, CV-glass, P/B gas G30/G31	66.895
45965	Metro 130XT-41 RCH, ceraglass, naturgas G20	65.995
47613	Metro 130XT-41 RCH, ceraglass, P/B gas G30/G31	65.995
46518	Metro 130XT-41 RCH, ceraglass, CV-glass, naturgas G20	72.695
47614	Metro 130XT-41 RCH, ceraglass, CV-glass, P/B gas G30/G31	72.695

45157	Standard incl. keramisk brænde (brunt). Alternativt kan vælges:	5.295
45216	Lyst brænde (Wood logs birch wood for Metro 130XT + 150XT series)	5.295
45229	Pebbles Hvide sten (Set Carrara-pebbles Metro 130XT + 130XT2/3 + 130 XTL)	1.095
45230	Pebbles Grå sten (Set pebbles 'greystone' Metro 130XT + 130XT2/3 + 130 XTL)	3.195

METRO 150XT

45956	Metro 150XT-41 RCH, ceraglass, naturgas G20	71.195
46566	Metro 150XT-41 RCH, ceraglass, CV-glass, naturgas G20	77.795

45157	Standard incl. keramisk brænde (brunt). Alternativt kan vælges:	5.295
45216	Lyst brænde (Wood logs birch wood for Metro 130XT + 150XT series)	5.295
45108	Pebbles Hvide sten (Set Carrara-pebbles Metro 130XT + 130XT2/3 + 130 XTL)	1.195
45214	Pebbles Grå sten (Set pebbles 'greystone' Metro 130XT + 130XT2/3 + 130 XTL)	3.495

METRO 200XT

46212	Metro 200XT-41 RCH, ceraglass, naturgas G20	85.795
46216	Metro 200XT-41 RCH, ceraglass, CV-glass, naturgas G20	92.395

46292	Standard incl. keramisk brænde (brunt). Alternativt kan vælges:	7.895
46293	Pebbles Hvide sten	4.195
46294	Antracit glas sten	7.895

COSMO

45881	Cosmo RCH, black smooth, naturgas G20	142.595
46250	Cosmo RCH, black smooth, CV-glass, naturgas G20	155.795

**MAESTRO 75 TUNNEL**

47022	Maestro 75 Tunnel RCH, black smooth, naturgas G20	70.495
47024	Maestro 75 Tunnel RCH, black smooth, P/B gas G30/G31	70.495
47026	Maestro 75 Tunnel RCH, black smooth, CV-glass, naturgas G20	80.395
47028	Maestro 75 Tunnel RCH, black smooth, CV-glass, P/B gas G30/G31	80.395

MAESTRO 75 TUNNEL LED light

47934	Maestro 75 Tunnel RCH LED, black smooth, naturgas G20	75.995
47936	Maestro 75 Tunnel RCH LED, black smooth, P/B gas G30/G31	75.995
47938	Maestro 75 Tunnel RCH LED, black smooth, CV-glass, naturgas G20	85.895
47940	Maestro 75 Tunnel RCH LED, black smooth, CV-glass, P/B gas G30/G31	85.895
72088	Build in frame 4S, W=100mm, Build in depth 70mm, for Maestro 75 (+Tunnel)	3.495
72089	Build in frame 4S, W=130mm, Build in depth 100mm, for Maestro 75 (+Tunnel)	3.895
72090	Build in frame 4S, custom made, for Maestro 75 (+Tunnel)	9.395
	OBS! Bestil 2 stk. til tunnelpejs	

MAESTRO 75 TALL TUNNEL

47962	Maestro 75 Tall Tunnel RCH, black smooth, naturgas G20	86.195
47964	Maestro 75 Tall Tunnel RCH, black smooth, P/B gas G30/G31	86.195
47966	Maestro 75 Tall Tunnel RCH, black smooth, CV-glass, naturgas G20	99.495
47968	Maestro 75 Tall Tunnel RCH, black smooth, CV-glass, P/B gas G30/G31	99.495

MAESTRO 75 TALL TUNNEL LED light

47978	Maestro 75 Tall Tunnel RCH LED, black smooth, naturgas G20	91.695
47980	Maestro 75 Tall Tunnel RCH LED, black smooth, P/B gas G30/G31	91.695
47982	Maestro 75 Tall Tunnel RCH LED, black smooth, CV-glass, naturgas G20	104.995
47984	Maestro 75 Tall Tunnel RCH LED, black smooth, CV-glass, P/B gas G30/G31	104.995
72073	Build in frame 4S, W=100mm, Build in depth 70mm, for Maestro 75 Tall (Tunnel)	4.895
72074	Build in frame 4S, W=130mm, Build in depth 100mm, for Maestro 75 Tall (Tunnel)	5.195
72075	Build in frame 4S, custom made, for Maestro 75 Tall (Tunnel)	10.695
	OBS! Bestil 2 stk. til tunnelpejs	

METRO 80XT TUNNEL

45614	Metro 80XT Tunnel RCH, black smooth, naturgas G20	54.395
45616	Metro 80XT Tunnel RCH, black smooth, P/B gas G30/G31	54.395
46450	Metro 80XT Tunnel RCH, black smooth, CV-glass, naturgas G20	61.095
46452	Metro 80XT Tunnel RCH, black smooth, CV-glass, P/B gas G30/G31	61.095
45158	Standard incl. keramisk brænde. Alternativt kan vælges:	3.095
45159	Hvide sten (Set Carrara pebbles Metro 80XT)	595

METRO 100XT TUNNEL

45828	Metro 100XT-41 Tunnel RCH, black smooth, naturgas G20	64.495
45978	Metro 100XT-41 Tunnel RCH, black smooth, P/B gas G30/G31	64.495
46462	Metro 100XT-41 Tunnel RCH, black smooth, CV-glass, naturgas G20	71.195
47802	Metro 100XT-41 Tunnel RCH, black smooth, CV-glass, P/B gas G30/G31	71.195

45789	Standard incl. keramisk brænde. Alternativt kan vælges:	4.295
22380	Hvide sten (Set Carrara-pebbles Metro 100/Metro 100XT/Metro 100XT-41)	595
45873	Antracit glas sten (Set of glass anthracite for Metro 100XT-41 and Global 100+120 BF)	4.295

METRO 130XT TUNNEL

45968	Metro 130XT-41 Tunnel RCH, black smooth, naturgas G20	70.295
47615	Metro 130XT-41 Tunnel RCH, black smooth, P/B gas G30/G31	70.295
46522	Metro 130XT-41 Tunnel RCH, black smooth, CV-glass, naturgas G20	80.195
47672	Metro 130XT-41 Tunnel RCH, black smooth, CV-glass, P/B gas G30/G31	80.195

45157	Standard incl. keramisk brænde (brunt). Alternativt kan vælges:	5.295
45216	Lyst brænde (Wood logs birch wood for Metro 130XT + 150XT series)	5.295
45229	Hvide sten (Set Carrara-pebbles Metro 130XT + 130XT2/3 + 130 XTL)	1.095
45230	Grå sten (Set pebbles 'greystone' Metro 130XT + 130XT2/3 + 130 XTL)	3.195

METRO 150XT TUNNEL

45959	Metro 150XT-41 Tunnel RCH, black smooth, naturgas G20	77.795
46570	Metro 150XT-41 Tunnel RCH, black smooth, CV-glass, naturgas G20	87.695

45157	Standard incl. keramisk brænde (brunt). Alternativt kan vælges:	5.295
45216	Lyst brænde (Wood logs birch wood for Metro 130XT + 150XT series)	5.295
45108	Hvide sten (Set Carrara-pebbles Metro 130XT + 130XT2/3 + 130 XTL)	1.195
45214	Grå sten (Set pebbles 'greystone' Metro 130XT + 130XT2/3 + 130 XTL)	3.495

METRO 200XT TUNNEL

46220	Metro 200XT-41 Tunnel RCH, ceraglass, naturgas G20	93.695
46224	Metro 200XT-41 Tunnel RCH, ceraglass, CV-glass, naturgas G20	106.895

46292	Standard incl. keramisk brænde (brunt). Alternativt kan vælges:	7.895
46293	Pebbles Hvide sten	4.195
46294	Antracit glas sten	7.895

COSMO TUNNEL

45884	Cosmo Tunnel RCH, black smooth, naturgas G20	159.895
46253	Cosmo Tunnel RCH, black smooth, CV-glass, naturgas G20	183.095

DRU Freestanding fires

Varenr.

Model

Vejl. salgspris
DKK Inkl. moms

PASSO

47202	Passo RCH, sort, naturgas G20	59.095
47206	Passo RCH, titan, naturgas G20	59.095
47210	Passo RCH, perlevid, naturgas G20	60.895
47768	Passo RCH, turkis, naturgas G20	63.495
47760	Passo RCH, hvid, naturgas G20	63.495
47764	Passo RCH, lys grå, naturgas G20	63.495

CIRCO

45259	Circo, natural gas G20	41.233
-------	------------------------	---------------

POLO

45730	Engine Diablo Next and Polo, black smooth, naturgas G20	29.695
45734	Engine Diablo Next and Polo, ceraglass, naturgas G20	31.295

OBS! Der skal altid købes Engine og Casing for et komplet ildsted

46428	Casing Polo, black	13.095
-------	--------------------	---------------

DIABLO

45730	Engine Diablo Next and Polo, black smooth, naturgas G20	29.695
45734	Engine Diablo Next and Polo, ceraglass, naturgas G20	31.295

OBS! Der skal altid købes Engine og Casing for et komplet ildsted

45737	Casing Diablo Next, black	5.995
45738	Casing Diablo Next, alu-metallic	5.995
45739	Diablo Next, pynterør/ornamental pipe, black	6.695
45740	Diablo Next, pynterør/ornamental pipe, alu-metallic	5.595



MAESTRO 75XTU



GLOBAL front fires - uden balanceret aftræk



Varenr.

Model

Vejl. salgspris
DKK inkl. moms

GLOBAL 55XT CF (uden balanceret aftræk)

Varenr.	Model	Vejl. salgspris DKK inkl. moms
47949	Global 55XT CF-01, black smooth, naturgas G20	39.895
47951	Global 55XT CF-01, ceraglass, naturgas G20	42.195
47953	Global 55XT CF-01, classic stone, naturgas G20	42.195

GLOBAL 70XT CF 01 (uden balanceret aftræk)

Varenr.	Model	Vejl. salgspris DKK inkl. moms
47772	Global 70XT CF 01, black smooth, naturgas G20	43.595
47776	Global 70XT CF 01, ceraglass, naturgas G20	46.895
47780	Global 70XT CF 01, classic stone, naturgas G20	48.895



GLOBAL 70XT CF 01

GLOBAL front fires - med balanceret aftræk

Varenr.

Model

Vejl. salgspris
DKK Inkl. moms

GLOBAL 55XT BF RCE

47154	Global 55XT BF RCE, black smooth, naturgas G20	38.495
47162	Global 55XT BF RCE, ceraglass, naturgas G20	40.795
47170	Global 55XT BF RCE, classic stone, naturgas G20	40.795
47158	Global 55XT BF RCE, black smooth, CV-glass, naturgas G20	40.095
47166	Global 55XT BF RCE, ceraglass, CV-glass, naturgas G20	42.395
47174	Global 55XT BF RCE, classic stone, CV-glass, naturgas G20	42.395

GLOBAL 70XT BF-01

47178	Global 70XT BF-01 RCE, black smooth, naturgas G20	42.195
47186	Global 70XT BF-01 RCE, ceraglass, naturgas G20	45.595
47194	Global 70XT BF-01 RCE, classic stone, naturgas G20	47.595
47182	Global 70XT BF-01 RCE, black smooth, CV-glass, naturgas G20	44.495
47190	Global 70XT BF-01 RCE, ceraglass, CV-glass, naturgas G20	47.895
47198	Global 70XT BF-01 RCE, classic stone, CV-glass, naturgas G20	49.895

GLOBAL 100 BF

45925	Global 100 BF-03 RCE, black smooth, naturgas G20	38.095
45929	Global 100 BF-03 RCE, ceraglass, naturgas G20	41.495
46002	Standard incl. keramisk brænde. Alternativt kan vælges:	3.095
46003	Hvide sten (Pebbles for Global 100 BF-03 + Global 120 BF)	695
45873	Antracit glas sten (Set of glass anthracite for Metro 100XT-41 and Global 100+120 BF)	4.295

GLOBAL 120 BF

45893	Global 120 BF, black smooth, naturgas G20	41.995
45897	Global 120 BF, ceraglass, naturgas G20	45.295
45999	Standard incl. keramisk brænde. Alternativt kan vælges:	3.395
46003	Hvide sten (Pebbles for Global 100 BF-03 + Global 120 BF)	695
45873	Antracit glas sten (Set of glass anthracite for Metro 100XT-41 and Global 100+120 BF)	4.295

GLOBAL 3-sided fires



Varenr.	Model	Vejl. salgspris DKK inkl. moms
GLOBAL 60 TRIPLE BF		
45408	Global 60 Triple BF RCE black smooth, naturgas G20	33.395
45412	Global 60 Triple BF RCE ceraglass, naturgas G20	35.395
45340	Standard inkl. keramisk brænde. Alternativt kan vælges:	1.295
45288	Hvide sten (Pebbles Global 60 BF + Corner + Triple)	695

GLOBAL 100 TRIPLE BF		
45949	Global 100 Triple black smooth, naturgas G20	43.995
45953	Global 100 Triple ceraglass, naturgas G20	46.295
46002	Standard incl. keramisk brænde. Alternativt kan vælges:	3.095
46003	Hvide sten (Pebbles for Global 100 BF-03 + Global 120 BF)	695
45873	Antracit glas sten (Set of glass anthracite for Metro 100XT-41 and Global 100+120 BF)	4.295

GLOBAL 120 TRIPLE BF		
45917	Global 120 Triple black smooth, naturgas G20	46.795
45921	Global 120 Triple ceraglass, naturgas G20	50.095
45999	Standard incl. keramisk brænde. Alternativt kan vælges:	3.395
46003	Hvide sten (Pebbles for Global 100 BF-03 + Global 120 BF)	695
45873	Antracit glas sten (Set of glass anthracite for Metro 100XT-41 and Global 100+120 BF)	4.295

GLOBAL 2-sided fires



Varenr.	Model	Vejl. salgspris DKK inkl. moms
GLOBAL 60 CORNER BF		
45384	Global 60 Corner BF RCE left, black smooth, naturgas G20	51.074
45388	Global 60 Corner BF RCE left, ceraglass, naturgas G20	54.119
45340	Standard incl. keramisk brænde. Alternativt kan vælges:	1.295
45288	Hvide sten (Pebbles Global 60 BF + Corner + Triple)	695

GLOBAL 100 CORNER BF

45941	Global 100 Corner left, black smooth, naturgas G20	42.095
45945	Global 100 Corner left, ceraglass, naturgas G20	44.295
45933	Global 100 Corner right, black smooth, naturgas G20	42.095
45937	Global 100 Corner right, ceraglass, naturgas G20	44.295
46002	Standard incl. Keramisk brænde. Alternativt kan vælges:	3.095
46003	Hvide sten (Pebbles for Global 100 BF-03 + Global 120 BF)	695
45873	Antracit glas sten (Set of glass anthracite for Metro 100XT-41 and Global 100+120 BF)	4.295

GLOBAL 120 CORNER BF

45909	Global 120 Corner left, black smooth, naturgas G20	45.195
45913	Global 120 Corner left, ceraglass, naturgas G20	48.495
45901	Global 120 Corner right, black smooth, naturgas G20	45.195
45905	Global 120 Corner right, ceraglass, naturgas G20	48.495
45999	Standard incl. keramisk brænde. Alternativt kan vælges:	3.395
46003	Hvide sten (Pebbles for Global 100 BF-03 + Global 120 BF)	695
45873	Antracit glas Set of glass anthracite for Metro 100XT-41 and Global 100+120 BF	4.295



Tilbehør

Varenr.	Model	Vejl. salgspris DKK Inkl. moms
REMOTE CONTROL, APP, CONTROL HATCH		
26351	Dru window cleaner, set complete	495
26271	Adaptor 230VAC-6VDC for RCE	595
26280	Control hatch Mertik GV60	1.695
26317	Control hatch Honeywell ESYS_01/02	1.695
26322	Protective cover for electricity for gas control Honeywell	1.050
26319	Communication module for WIFI and modbus	2.895
26270	Set of four extension legs L=420, WxD=30x30	995
26320	Set of four extension legs L=490, WxD=25x25	995

Luxury elements

Varenr.	Model	Vejl. salgspris DKK Inkl. moms
LUX-URIOUS DESIGN		
22392	Lux ivory, promatect	1.995
22989	Lux Fino, ivory	1.995
22432	Lux Sleeve ivory	1.995
22651	Ventilation element Lux Lignum ivory	2.095
22351	Lighting element for 'Lux', 'Omni' and 'Lignum'	1.095



Balanceret aftræk rør

Varenr.	Model	Vejl. salgspris DKK Inkl. moms
SST Rustfrie rør - Ø150/100 inkl. spændebånd		
df24102	Rør SST 1000 mm	1.295
df24103	Rør SST 500 mm, justerbar	995
df24104	Rør SST teleskopisk 275-390 mm	1.395
df24171	Rør SST 1000 mm, sort	1.695
df24172	Rør SST 500 mm, justerbar sort	1.295
df24107	Tagterminal 150/100 SST 300 mm sort rør, afkortbar 1280-645 mm	2.495
df62862	Tagterminal 150/100 SST 580 mm sort, afkortbar 1280-925 mm	2.995
df24108	Tagterminal kort SST Ø150/100, 190 mm rør sort	2.095
df24406	Tagterminal kort SST Ø150/100, 190 mm rør umalet	1.995
df24235	Forlængerrør Tagterminal 500 mm	1.395
df24109	Væg terminal SST rustfri umalet	2.095
df24374	Bøjning segmenteret SST 90° excentrik afkortbar - til vægterminal (1 stk. i pakken)	1.595
df24105	Bøjning ribbet SST 90° (1 stk. i pakken)	1.295
df24106	Bøjning ribbet SST 45° (2 stk. i pakken)	1.995
df24136	Bøjning ribbet SST 30° (1 stk. i pakken)	895
df24135	Bøjning ribbet SST 15° (1 stk. i pakken)	895
df24390	Bøjning segmenteret SST 90° (1 stk. i pakken)	1.595
df24391	Bøjning segmenteret SST 45° (2 stk. i pakken)	2.395
df24392	Bøjning segmenteret SST 30° (1 stk. i pakken)	1.195
df24393	Bøjning segmenteret SST 15° (1 stk. i pakken)	1.195
df22069	Skorstensstyrelade for muret skorsten (bruges med df0816001)	895
df62860	Målestykke 150/100 m 2 måler punkt	1.295

SST Rustfrie rør - Ø200/130 inkl. spændebånd

df62851	Rør SST 1000 mm	1.695
df62852	Rør SST 500 mm, justerbar	1.395
df24181	Rør SST, teleskopisk 355-495 mm	2.095
df62855	Vægtterminal SST Ø200/130, umalet	2.595
df62858	Reduktion SST Ø200/130 til Ø150/100	1.395

df62853	Bøjning SST ribbet 90° (1 stk. i pakken)	1.695
df62854	Bøjning SST ribbet 45° (1 stk. i pakken)	1.495
df24394	Bøjning ribbet SST 30° (1 stk. i pakken)	1.395
df24395	Bøjning ribbet SST 15° (1 stk. i pakken)	1.395
df24396	Bøjning segmenteret SST 90° (1 stk. i pakken)	2.395
df24397	Bøjning segmenteret SST 45° (1 stk. i pakken)	1.895
df24398	Bøjning segmenteret SST 30° (1 stk. i pakken)	1.795
df24399	Bøjning segmenteret SST 15° (1 stk. i pakken)	1.795
df24405	Inspektions element SST Ø200/1300, L=265, straight	4.095
df62856	T-stykke SST Ø200/130 L=355 m. inspektionsåbning og målepunkter	4.095
df62857	Målestykke SST Ø200/130 L=160 m. to målepunkter	1.495

Flexrør til split aftræk Ø100 mm

df24195	Skorstensforbindelse med fod SST Ø150/100, m. bøjn. segment 90° Ø100	2.295
df24193	Skorstensforbindelse SST Ø150/100, m.bøjn. ribbet 90° Ø150/100	2.395
df24142	Flex SST Ø100, 6 m inkl. adaptor	4.895
df24141	Flex SST Ø100, 11 m inkl. adaptor	8.495
df24407	Rørholder (spacer)	395
df24422	Adaptor flex	695
df22069	Skorstensstyrelade for muret skorsten (bruges med df0816001)	895

Inddækninger

df0814321	Miljøinddækning flex 5-32 gr. Sort ø 150 mm	1.765
df0814601	Miljøinddækning flex 45-65 gr. Sort ø 150 mm	2.652,5
516001	Tagpap 0-9 gr. Sort ø 150 mm	2.060
516321	Tagpap 5-32 gr. Sort ø 150 mm	1.905
516451	Tagpap 31-45 gr. Sort ø 150 mm	2.218

Diverse til loftgennemføring mv.

df08200	Dampspærremembran ø150 mm	583
09100	Fuld Klæbende Undertagskrave	840
df082047	Tagbæring 2 til ø150	702
df0819001	Loftkrave 0 gr. ø150/450	640

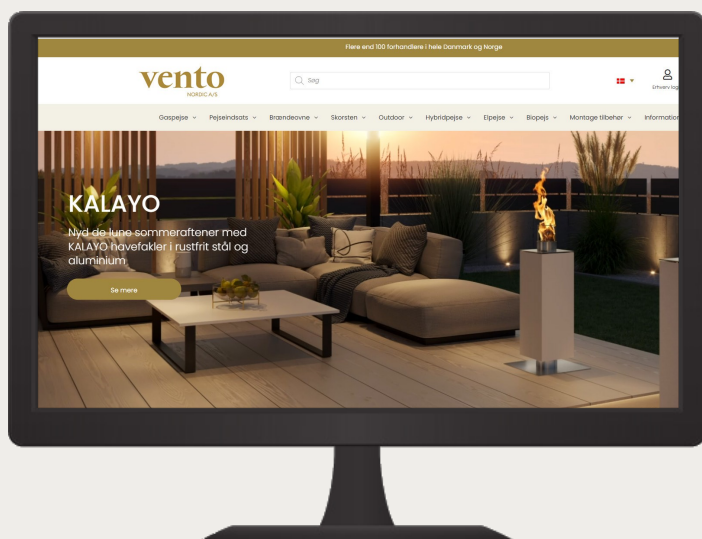
Kom godt i gang

Få hjælp inden for 24 timer

Klik ind på vores hjemmeside www.ventonordic.com og udfyld kontaktformularen.

Vi hjælper dig videre med dit projekt inden for 24 timer.

Her kan du få besøg af en certificeret forhandler, som kan foretage en professionel opmåling og vejledning til den løsning, som passer lige netop til dit behov.



Tilmeld nyhedsbrevet og vær blandt de første til at modtage nyheder fra Vento Nordic.

Følg os



@ventonordic



@vento



@vento_nordic



@ventonordic



@vento_nordic

Vi deler gerne opslag på sociale medier, som omhandler Vento.

“Tag” dit opslag med [@ventonordic](https://www.instagram.com/ventonordic) så deler vi det meget gerne.



Vento Nordic A/S

Over Hadstenvej 56-58 | 8370 Hadsten | Danmark

+45 87 73 60 70 | mail@vento.dk | CVR: 27 31 77 23

www.ventonordic.com

FORHANDLER

