

Firebox 30

230V/50Hz | 15 Watt

Experience Better Living












Built In



The Dimplex Firebox is the ultimate enhancement for your existing fireplace or furniture. This ready-to-install solution instantly transforms your space into a cozy retreat. Featuring a remarkably realistic logset with a captivating glow effect and mesmerizing flames that dance upwards from the center, it effortlessly captures the essence of a traditional fireplace. With a decorative back panel and a variety of ambient light options in customizable colours, you can create the perfect atmosphere to suit any moment, interior style, or mood. Complete with a built-in heater, the Firebox is the epitome of warmth and sophistication.

- Easy installation in the wall or in furniture
- Efficient and controlled heat output by using the thermostatic heater.
- Mirage Flame panel - partially frosted acrylic panel which works better than a mirror, showing only lifelike flames and no reflections
- Adds additional atmosphere with custom atmospheric lighting and colour enhancement

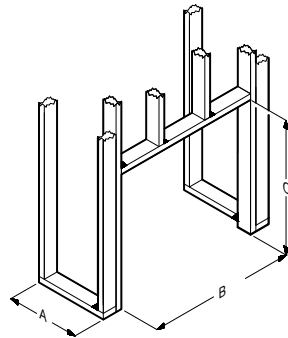
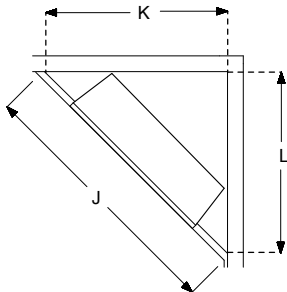
-  One-sided decorative fireplace.
-  Flames rising over a highly realistic glowing fire bed.
-  Optiflame technology, calming flames above the colourful glow bed.
-  Flames and lamps use energy-efficient LEDs that require no maintenance and can burn separately.
-  Colour alternating flame effects.
-  Powerful fan-assisted heating by safe element that provides additional heating on demand.
-  Control all functions of the fireplace from the comfort of your chair.
-  Fireplace can also be operated via button display on the fireplace.
-  Very suitable for installation.

Firebox 30

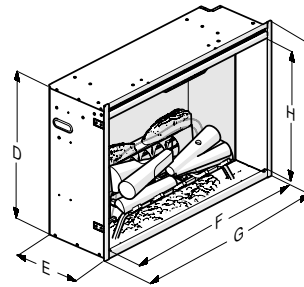
230V/50Hz | 15 Watt

Experience Better Living

Unit Dimensions



Rough-In Framing Dimensions



Firebox Dimensions

Specifications

DIMENSIONS			
	Width (cm)	Height (cm)	Depth (cm)
Firebox 30" Brick	79,2	67,6	30,7

Flame Effect system	Optiflame®
Model number	210357
GTIN/UPC	5011139210357
Model	Built-in
View Type	Front
Colour - Furniture	Black
Media Bed	LED-Logset, incl. colour option
Viewing window WxH (cm)	75x58
Build in dim (WxHxD) (cm)	79,2x67,6x30,7
Heating function	Yes
Heating Element	Yes
Remote Control	Yes
Manual Operation on the fireplace possible	Yes
Lighting Module	LED
Sound	No
Media Bed Flame Colours	Yes
Heat Setting 1 in Watts	2000
Heat Setting 2 in Watts	-
Power consumption (flame effect) (Watt)	15
Wattage	2000
Voltage	230V/50Hz
Unpacked Weight (kg)	25
Plug Length	1,5 m
Warranty	2 Years

